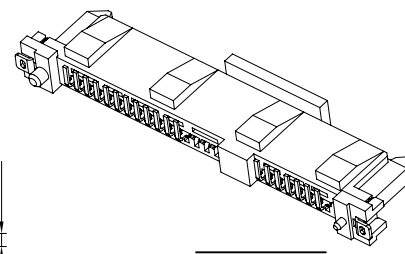


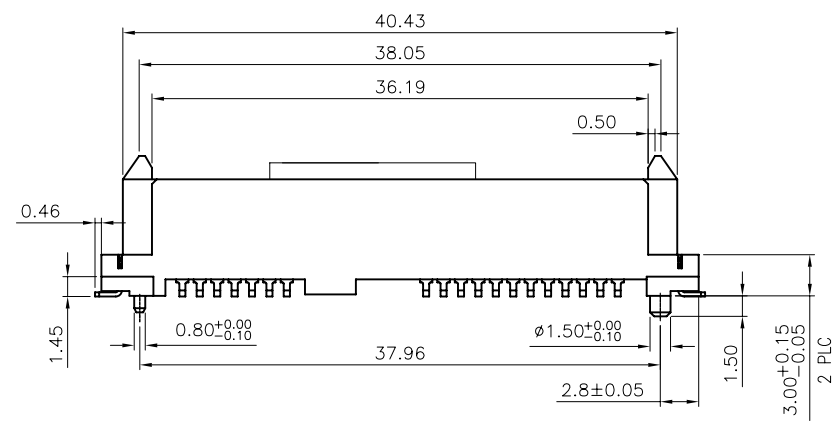
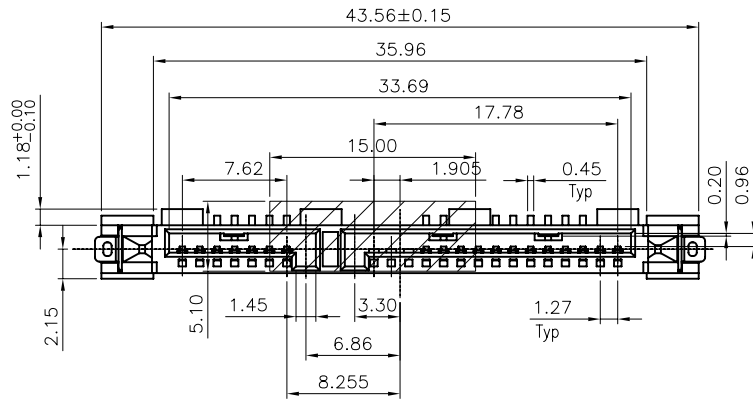
REV.	DESCRIPTION	DATE	DWN	APVD
A	RELEASED	17NOV2011	Lee	WZ
A2		31AUG2012	YJ	WZ

NOTE:

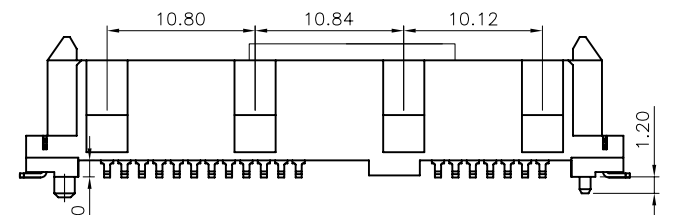
- MATERIAL:
HOUSING: LCP, UL 94V-0, BLACK COLOR.
CAP: LCP, UL 94V-0, BLACK COLOR.
CONTACTS: PHOSPHOR BRONZE, T=0.25mm
PEGS: BRASS, T=0.30mm
- FINISH:
CONTACTS: (SEE TABLE) GOLD PLATED ON CONTACT AREA, 2.54μm [100μ"] MIN. MATTE-TIN ON SOLDER TAIL, WITH ENTIRE CONTACT UNDERPLATED 1.27μm [50μ"] MIN. NICKEL. PEGS: 2.54μm [100μ"] MIN. BRIGHT-TIN OVER 1.27μm [50μ"] MIN. NICKEL PLATED.



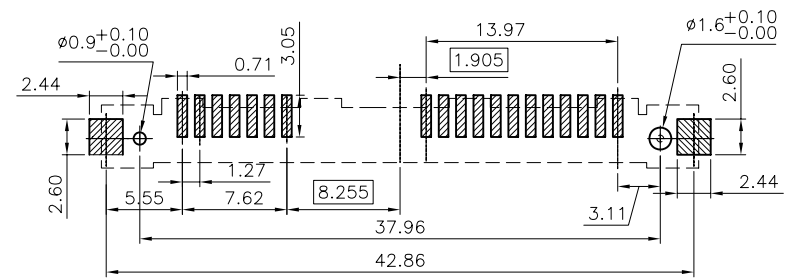
3D view



DETAIL A



DETAIL A
SCALE 2:1



RECOMMEND PCB LAYOUT
PCB THICKNESS=1mm, TOLERANCE:±0.05

GP	GOLD FLASH	09-0125-04
ROHS	0.762μm [30μ"]	09-0125-03
ROHS	0.381μm [15μ"]	09-0125-02
ROHS	GOLD FLASH	09-0125-01
Environmental standard	MIN. GOLD THICKNESS	PART NUMBER

TOLERANCES UNLESS OTHERWISE SPECIFIED:	DWN	17NOV2011
0 PLC ± -	Jackson Lee	
1 PLC ± 0.3	CHK	17NOV2011
2 PLC ± 0.2	CIYONG JIANG	
3 PLC ± 0.15	APVD	17NOV2011
4 PLC ± -	Wei_ZHANG	
ANGLES ± 3°	PRODUCT SPEC	
MATERIAL	SEE NOTE	APPLICATION SPEC
FINISH	SEE NOTE	WEIGHT
PROJECTION		- GRAMS
	DIMENSIONS:	MM

Zhongxiang Electron Science CO.,LTD		
SATA 7+12P, VERTICAL SMT TYPE		
SIZE	DRAWING NO	RESTRICTED TO
A3	C-09-0125	-
CUSTOMER DRAWING	SCALE	SHEET 1 of 1
		REV A2